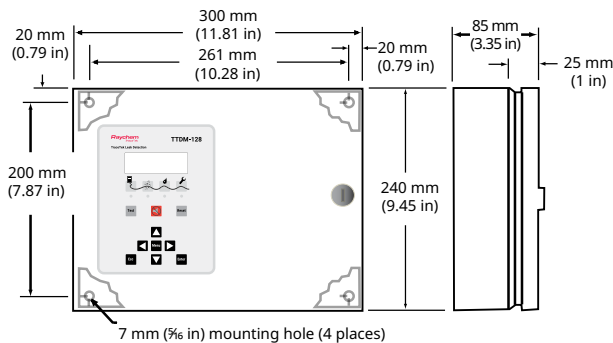


Leak detection alarm panel and initiator (Client) module

PRODUCT OVERVIEW



Easy setup and simple operation

The Raychem TraceTek TTDM-128 module directly monitors up to 1500 m (5000 ft) of sensor cable and a network of up to 127 remote Tracetek modules. The remote modules may be a combination of sensor interface modules (TTSIM), relay modules (TT-NRM) or additional TTDM-128 modules. With its networking capability, the TTDM-128 provides tremendous flexibility in terms of system layout options and monitoring capability.

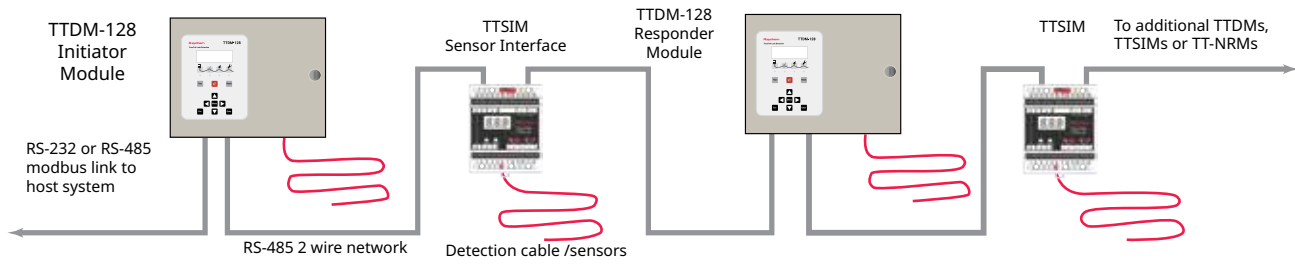
When liquid is detected on any of the sensors, the TTDM-128 sounds an alarm, closes relay contacts, turns on a front panel LED and displays the circuit identification and location of the leak on the alphanumeric display. The leak detection event is logged to a non-volatile event history file. All status and event information is made available via the front panel keyboard or RS232/RS485 modbus digital communication to a host computer, PLC or plant/building automation system.

Each sensor circuit detects, locates and tracks leaks independently from any other circuits connected to the TTDM-128. There is no loss of sensitivity and no re-mapping required after an initial leak is detected. A simple map showing where the sensors are installed is the only field calibration requirement.

Design features

- Multiple event tracking capability for up to 127 independent sensor circuits.
- Summary relay contacts, LED status lights, LCD information display at the TTDM-128 panel.
- Standard external interface modes include: dry contacts, and RS232/RS485 modbus communication. A 4-20 mA analog output option is available.
- Event history accessible from the front panel or via serial port to identify type of event, time, location, and other parameters for all sensor events or user adjustments and interventions.
- Layered password protection for setup changes.
- Adjustable sensitivity and selectable measurement units.
- Universal power supply for 110/220 Vac 50/60 Hz (24 volt option available).
- Non-volatile memory for event history, setup and network configuration.
- Complete remote operation and monitoring through modbus communications

RAYCHEM TRACETEK NETWORK ARRANGEMENT



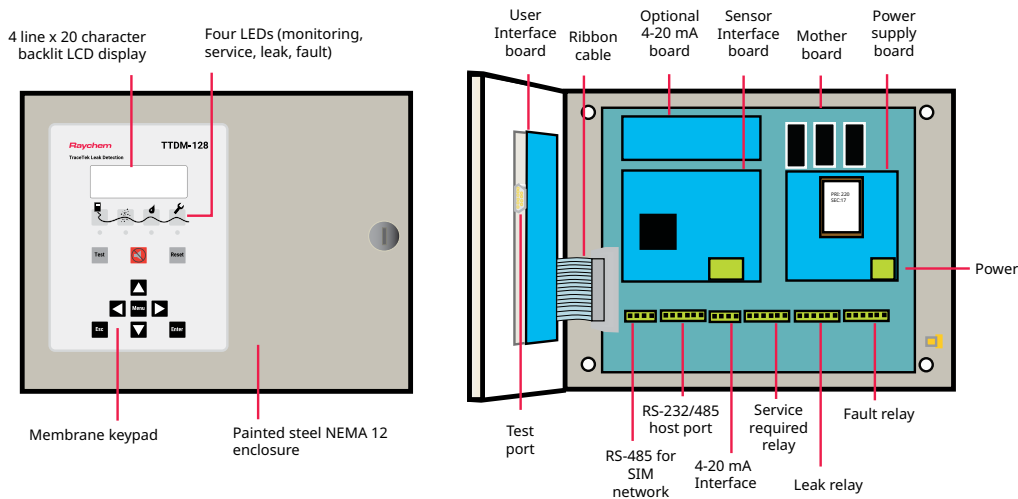
GENERAL FEATURES

Sensor compatibility	All Raychem TraceTek sensor cables and point sensors or contact closure devices
Maximum size of network	
Number of TTSIM modules	127 (less number of TT-NRMs installed)
Maximum number of TT-NRM	10
Precision	± 0.1% of circuit length
Units	Feet, meters or zones
Display language	English, French, German, Spanish, Japanese, Italian

ORDERING INFORMATION

	Catalog number	Part number	Description
Supply voltage	TTDM-128	P000000091	115 V + 15%, -20% ; 230 V ± 10% ; 50/60 Hz
	TTDM-128-24V	P000000092	24 V AC + 5%, -35% ; 24 V DC ± 20%
Accessories	TT-NRM	E03411-000	Network relay module
	TTSIM-1	see H56858	Network sensor interface module
	TTSIM-1A	see H57387	Network sensor interface module with relay
	TTSIM-2	see H57436	Network sensor interface module with relay
	TTSIM-4	see N02468	Network sensor interface module with 2 relays
	TTSIM-3	see N02468	Network sensor interface module with 2 relays
	TTDM-4/20	688779-000	4-20 mA analog output board

TTDM-128 LEAK DETECTION ALARM PANEL AND INITIATOR (CLIENT) MODULE



ENVIRONMENTAL

Storage temperature	-18°C to 60°C (0°F to 140°F)
Operating temperature	0°C to 50°C (32°F to 122°F)
Humidity	5% to 95% non-condensing

AUDIBLE ALARM

Piezo electric

POWER CONSUMPTION

TTDM-128	6 VA
TTDM-128-24V	12 VA

INTERFACES

Relays

Number	3 (service required, leak, fault)
Type	DPDT
Ratings	5 A at 250 V AC / 24 V DC
TraceTek network port	RS-485 (2 wire)
External serial port (to host)	RS232 (3 or 5 wire) or RS485 (2 wire)

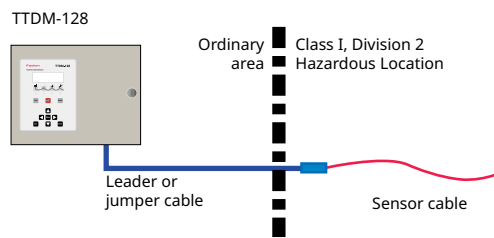
APPROVALS AND CERTIFICATIONS



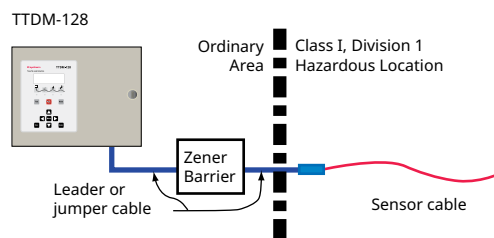
TYPE NM
UL US
 LISTED
 General Signaling Equipment
 76LJ



The TTDM-128 unit is approved for use in ordinary areas. The module must be located in an ordinary area, but may monitor intrinsically safe Tracetek sensors located in hazardous locations, as shown below.



Tracetek sensors in Class I, Division 2, Groups A, B, C, D Hazardous Locations (Zone 2 in Europe).



If protected by an agency approved zener barrier, TraceTek sensors in Class I, Division 1, Groups A, B, C, D Hazardous Locations (Zones 0 and 1 in Europe). Contact Chemelex to select proper zener barrier. The TTDM-128 enclosure is NEMA 12 (IP 54).

North America

Tel +1 800 545 6258
info@chemelex.com

Latin America

Tel +1 713 868 4800
info@chemelex.com

Europe, Middle East, Africa, India

Tel +32 16 213 511
info@chemelex.com

Asia Pacific

Tel +86 21 2412 1688
info@chemelex.com

chemelex
excellence is everything

Raychem Tracer Pyrotenax Nuheat