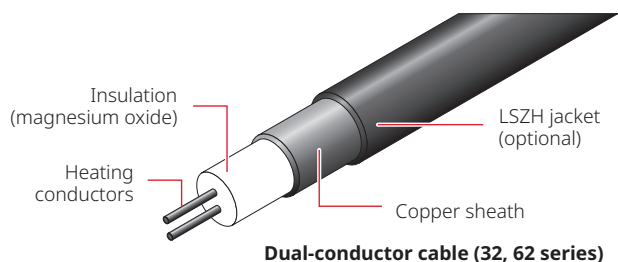
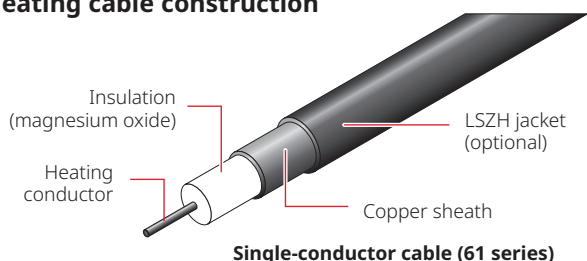


Copper and LSZH jacketed copper sheathed MI cable for Commercial and Industrial applications

PRODUCT OVERVIEW

Heating cable construction



The Raychem copper sheathed MI cable provides an ideal ground path and allows for a rugged yet flexible heating cable that is easy to install. Each heating cable includes a heated section that is joined to a preterminated nonheating cold lead which is ready to connect into a junction box. For corrosive or embedded applications, such as concrete or asphalt snow melting, a cable with a Low-Smoke Zero-Halogen (LSZH) jacket is required. For embedded applications the red LSZH jacket enhances cable visibility during concrete or asphalt placement. Refer to the tables below for the complete list of approved applications.

For additional information or applications requiring stainless steel sheathed heating cables, contact your Chemelex representative or call (800) 545-6258.



APPROVED APPLICATIONS AND POWER OUTPUT FOR NONHAZARDOUS AREAS

Copper-sheathed heating cable	c-CSA-us	FM	UL	Max. power output W/ft (W/m)
Snow melting on metal roofs	Yes	No	No	15 (49)
De-icing of metal gutters and downspouts	Yes	No	No	15 (49)
De-icing of nonmetallic gutters and downspouts	Yes	No	No	5 (16)
Freeze protection of metal pipes and vessels ²	Yes	Yes	No	18 (59)
Process temperature maintenance (pipes and vessels) ²	Yes	Yes	No	18 (59)
LSZH jacketed copper-sheathed heating cable				
Snow melting in concrete and mastic asphalt slab	Yes	No	Yes	30 (99)
Snow melting in road-grade asphalt slab	Yes	No	Yes	25 (82)
Snow melting in sand/limestone screenings (pavers)	No ¹	No	No	20 (66)
Snow melting on nonmetal roof	Yes	No	No	8 (26)
Pool and Spa Decks	Yes ³	No	No	30 (99)
De-icing of metal gutters and downspouts	Yes	No	No	8 (26)
De-icing of nonmetallic gutters and downspouts	Yes	No	No	5 (16)
Floor heating in concrete slab	Yes	No	No	10 (33)
Frost heave protection - embedded in concrete	Yes	No	No	7 (23)
Freeze protection of metal pipes and vessels – internal	Yes	No	No	8 (26)
Freeze protection of metal pipes and vessels – external	Yes	No	No	8 (26)

Copper-sheathed heating cable	c-CSA-us	FM	UL	Max. power output W/ft (W/m)
Freeze protection of nonmetallic pipes and vessels – internal	Yes	No	No	4 (13)
Freeze protection of nonmetallic pipes and vessels – external	Yes	No	No	4 (13)

¹ Special permission for paver snow melting is required from the Authority Having Jurisdiction.

² When designing heating cables for pipe and vessel tracing, the "Max. power output (W/ft)" values may have to be decreased to ensure that the sheath temperature does not exceed the maximum exposure temperature (see page 2) of the cable.

³ Pool and spa deck approval - Canada only.

APPROVED APPLICATIONS AND POWER OUTPUT FOR HAZARDOUS AREAS

Copper-sheathed heating cable	c-CSA-us	FM	UL	Max. power output W/ft (W/m)
Process temperature maintenance (pipes and vessels) ⁴	Yes	Yes	No	18 (59)
Freeze protection of metal pipes and vessels ⁴	Yes	Yes	No	18 (59)
De-icing of metal gutters and downspouts ⁴	Yes	No	No	15 (49)
De-icing of nonmetallic gutters and downspouts	Yes	No	No	5 (16)
LSZH jacketed copper-sheathed heating cable				
Snow melting in concrete and mastic asphalt slab	Yes	No	No	30 (99)
Snow melting in road-grade asphalt slab	Yes	No	No	25 (82)
De-icing of metal gutters and downspouts	Yes	No	No	8 (26)
De-icing of nonmetallic gutters and downspouts	Yes	No	No	5 (16)
Freeze protection of metal pipes and vessels – external	Yes	No	No	8 (26)
Freeze protection of nonmetallic pipes and vessels – external	Yes	No	No	4 (13)

⁴ When designing heating cables for pipe and vessel tracing, and de-icing of metal gutters and downspouts, the "Max. power output (W/ft)" values may have to be decreased to ensure that the sheath temperature does not exceed the maximum exposure temperature of the cable (see below) or the autoignition temperature of gases and vapors present in the hazardous area. For assistance designing heating cables for hazardous areas, contact Chemelex Technical Support at (800) 545-6258.

TEMPERATURE RATINGS

Maximum exposure temperature 392°F (200°C) copper-sheathed heating cable
 194°F (90°C) LSZH-jacketed heating cable*
 * LSZH-jacketed cables may be exposed to higher temperatures during installation in asphalt.

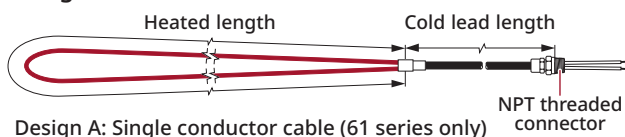
Minimum installation temperature -76°F (-60°C) for copper-sheathed heating cable
 -4°F (-20°C) for UL, -22°F (-30°C) for CSA LSZH-jacketed heating cable

TEMPERATURE ID NUMBER (T-RATING)

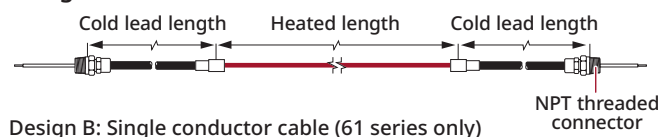
To be established by calculating the maximum sheath temperature. Contact Chemelex for assistance.

BASIC HEATING CABLE DESIGN CONFIGURATIONS

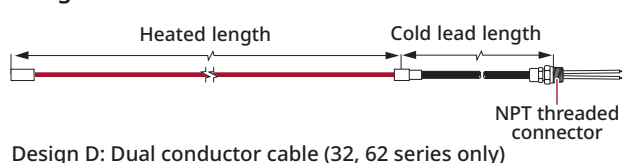
Design A



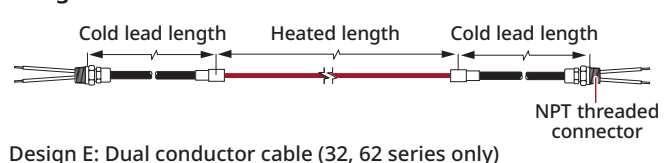
Design B



Design D

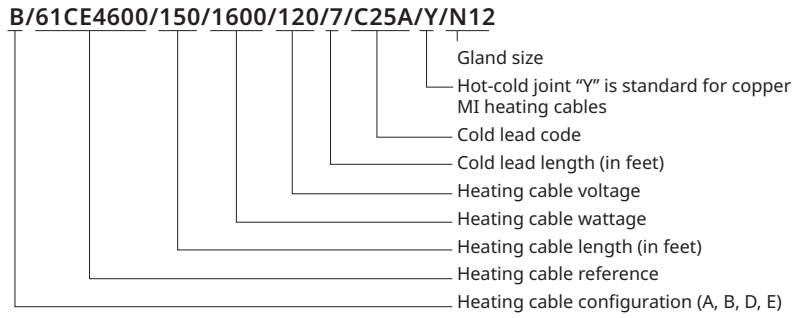


Design E



HEATING CABLE CATALOG NUMBER

To order an Raychem MI heating cable, it is important to understand the format of our catalog number.



In the above heating cable catalog number, the length of the heated section and the cold lead are in feet. For metric lengths, the heating cable catalog number would include a suffix "M" after the length, as shown below. A LSZH jacket on the heated section and a LSZH jacket on the cold lead have also been included in the following:

B/61RE4600-RD/45.7M/1600/120/2.1M/R25A/Y/N12

Options

Add suffix "/PE" at the end of the catalog number for pulling eye (Design D cables only).

Add suffix "/RG1" at the end of the catalog number for 1" reverse gland (used to make a watertight seal) for Designs A and D cables. Design D cables also available with 1/2" or 3/4" reverse gland ("/RG34" for 3/4" or "/RG12" for 1/2").

Examples

Snow melting for area 1200 sq ft (spacing 7")

6 cables **B/61RE3150-RD/343/7000/600/15/R25A/Y/N12**

- Heating cable configuration is Design B
- 600 V rated single conductor LSZH jacketed cable, resistance at 20°C is 0.150 Ω/ft (0.492 Ω/m)
- Each heating cable length is 343 ft (104.5 m)
- Each heating cable wattage is 7000 W at 600 V
- Cold lead is 15 ft (4.5 m) with LSZH jacket
- Cold lead code is R25A
- 1/2-in NPT gland connector

Pipe tracing for 2 in x 50 ft pipe

1 cable **D/32CD3800/52/340/120/3/C22^a/Y/N12**

- Heating cable configuration is Design D
- 300 V rated two conductor cable, resistance at 20°C is 0.80 Ω/ft (2.625 Ω/m)
- Heating cable length is 52 ft (15.9 m)
- Heating cable wattage is 340 W at 120 V
- Cold lead is 3 ft (0.9 m)
- Cold lead code is C22A
- 1/2-in NPT gland connector

HEATING CABLE REFERENCE DECODING

	Digit number	Description	
<p>6 1 C D 3 6 1 0 Digit 1 2 3 4 5 6 7 8</p> <p>6 1 R D 3 6 1 0-RD Digit 1 2 3 4 5 6 7 8 9</p>	1	Maximum voltage rating	3 = 300 V, 6 = 600 V
	2	Number of conductors	1 or 2
	3	Sheath material	C = Copper, R = LSZH jacket
	4	Conductor material	C, D, or E
	5	Move decimal point to left indicated number of places	1, 2, 3, 4, 5, or 6 places
	6 to 8	Cable resistance (Ω/ft) to 3 whole numbers (use with digit 5)	3610 = 0.610 Ω/cable foot at 20°C
	9	Jacket color - use only with LSZH jacketed cables	-RD = red color LSZH jacket

COLD LEADS FOR COPPER-SHEATHED HEATING CABLES

Cold leads for copper MI heating cables are available with a copper sheath or for superior mechanical and corrosion resistance, a LSZH jacketed copper sheath. Use LSZH jacketed copper for all embedded heating cable applications, such as snow melting and floor heating.

Copper sheath cold lead code	LSZH jacketed cold lead code	Maximum voltage (V)	Maximum current (A)	Gland size (NPT)	Gland size reference for catalog number	Tail size (AWG)
Design A, D, E						
C22A	R22A	600	22	1/2"	N12	14
C29A	R29A	600	29	1/2"	N12	12
C38A	R38A	600	38	3/4"	N34	10
C50A	R50A	600	50	3/4"	N34	8
C67A	R67A	600	67	3/4"	N34	6
C90A	R90A	600	90	1"	N1	4
Design B						
C25A	R25A	600	25	1/2"	N12	14
C30A	R30A	600	30	1/2"	N12	12
C40A	R40A	600	40	1/2"	N12	10
C60A	R60A	600	60	1/2"	N12	8
C80A	R80A	600	80	1/2"	N12	6
C105A	R105A	600	105	3/4"	N34	4

SERIES 61 MI HEATING CABLE SPECIFICATIONS (600 V, SINGLE CONDUCTOR)

Heating cable reference	Nom. cable resistance at 20°C		Nominal cable diameter		Max. unjointed cable length		Nominal weight	
	Ω/ft	Ω/m	in	mm	ft	m	lb/1000 ft	kg/1000 m
61CD3610	0.610	2.00	0.128	3.3	10290	3137	30	44.7
61CD3390	0.390	1.28	0.132	3.4	9689	2954	32	47.7
61CD3300	0.300	0.984	0.160	4.1	6595	2011	47	70.1
61CD3200	0.200	0.656	0.168	4.3	5987	1825	53	79.0
61CE3150	0.150	0.492	0.148	3.8	7718	2353	41	61.1
61CE3105	0.105	0.344	0.174	4.4	5230	1594	54	80.5
61CE4800	0.0800	0.262	0.182	4.6	4948	1508	54	80.4
61CE4600	0.0600	0.197	0.194	4.9	4269	1301	56	83.3
61CE4400	0.0400	0.131	0.185	4.7	4686	1429	58	86.2
61CE4300	0.0300	0.0980	0.192	4.9	4340	1323	65	96.6
61CE4200	0.0200	0.0660	0.205	5.2	3800	1159	81	120.8
61CC4100	0.0100	0.0328	0.198	5.0	4624	1409	58	86.3
61CC5651	0.00651	0.0214	0.194	4.9	4187	1277	68	101.4
61CC5409	0.00409	0.0134	0.223	5.7	3394	1034	84	125.2
61CC5258	0.00258	0.00846	0.230	5.8	3076	938	98	146.1
61CC5162	0.00162	0.00531	0.246	6.2	2693	821	117	174.2
61CC5102	0.00102	0.00335	0.277	7.0	2056	627	154	229.1
61CC6641	0.000641	0.00210	0.298	7.6	1688	515	179	266.3
61CC6403	0.000403	0.00132	0.340	8.6	1331	406	236	351.1

- Notes:**
- 1) To specify an LSZH jacket on the heating cable, replace the "C" (first letter in cable reference) with "R" and add a "-RD" suffix (red jacket color) after the cable reference number.
Example: 61CD3610 becomes 61RD3610-RD for red jacketed version.
 - 2) Tolerance on cable resistance is ± 10%.

SERIES 32 MI HEATING CABLE SPECIFICATIONS (300 V, DUAL CONDUCTOR)

Heating cable reference	Nom. cable resistance at 20°C		Nominal cable diameter		Max. unjointed cable length		Nominal weight	
	Ω/ft	Ω/m	in	mm	ft	m	lb/1000 ft	kg/1000 m
32CD3800	0.800	2.62	0.165	4.2	5800	1768	46	68.5
32CD3600	0.600	1.97	0.175	4.4	5676	1730	59	87.8
32CD3400	0.400	1.31	0.183	4.6	4686	1428	60	89.4
32CD3300	0.300	0.984	0.190	4.8	4158	1267	62	92.1
32CE3200	0.200	0.656	0.185	4.7	4686	1428	60	89.4
32CE3125	0.125	0.410	0.195	5.0	4026	1227	65	96.6
32CE3100	0.100	0.328	0.208	5.3	3564	1086	65	96.6
32CE4700	0.0700	0.230	0.230	5.8	3300	1006	110	163.7
32CE4440	0.0440	0.144	0.260	6.6	2244	684	140	208.2
32CE4280	0.0280	0.092	0.300	7.6	1782	543	182	270.8

- Notes:**
- 1) To specify a LSZH jacket on the heating cable, replace the "C" (first letter in cable reference) with "R" and add a "-RD" suffix (red jacket color) after the cable reference number.
Example: 32CD3800 becomes 32RD3800-RD for red jacketed version.
 - 2) Tolerance on cable resistance is $\pm 10\%$.

SERIES 62 MI HEATING CABLE SPECIFICATIONS (600 V, DUAL CONDUCTOR)

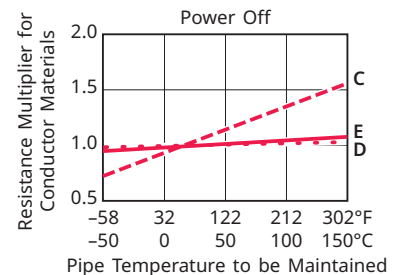
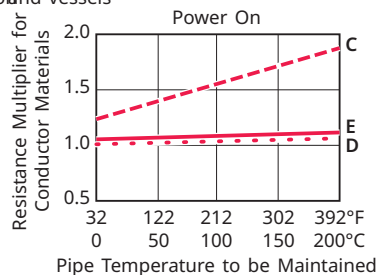
Heating cable reference	Nom. cable resistance at 20°C		Nominal cable diameter		Max. unjointed cable length		Nominal weight	
	Ω/ft	Ω/m	in	mm	ft	m	lb/1000 ft	kg/1000 m
62CE4950	0.0950	0.312	0.283	7.2	1890	576	145	216.2
62CE4700	0.0700	0.230	0.309	7.9	1400	427	150	223.2
62CE4440	0.0440	0.144	0.340	8.6	1170	357	181	269.4
62CE4280	0.0280	0.0920	0.371	9.4	965	294	224	333.8
62CC4200	0.0200	0.0656	0.253	6.4	2457	749	114	170.0
62CC4130	0.0130	0.0427	0.309	7.9	1647	502	170	253.5
62CC5818	0.00818	0.0268	0.340	8.6	1217	371	189	281.2
62CC5516	0.00516	0.0169	0.371	9.4	1062	324	236	351.1
62CC5324	0.00324	0.0106	0.402	10.2	876	267	275	409.1
62CC5204	0.00204	0.00669	0.449	11.4	706	215	353	525.3

- Notes:**
- 1) To specify a LSZH jacket on the heating cable, replace the "C" (first letter in cable reference) with "R" and add a "-RD" suffix (red jacket color) after the cable reference number.
Example: 62CE4950 becomes 62RE4950-RD for red jacketed version.
 - 2) Tolerance on cable resistance is $\pm 10\%$.




RESISTANCE CORRECTION FACTOR

Various conductor materials behave differently. Based on the application, use the table or graphs below for approximate adjustment of power and resistance as a function of temperature. For detailed design, contact Chemelex for further assistance.

Applications: Snow melting, floor warming, roof and gutter de-icing, frost-heave prevention and vessels



APPROVALS

Also refer to application tables on previous pages.	 <p>Nonhazardous Locations *Hazardous Locations Class I, Div 1 & 2, Groups A, B, C, D Class II, Div 1 & 2, Groups E, F, G Class III * Polymer jacketed MI Heating Cables are not FM approved.</p>	 <p>Nonhazardous Locations *Hazardous Locations Class I, Div 1* & 2, Groups A, B, C, D Class II, Div 1 & 2, Groups E, F, G Class III * Polymer jacketed MI Heating Cables are not approved for CID1 locations</p>
	 <p>Nonhazardous Locations</p>	<p>Zone: US: Class I Zone 1 AEx eb IIC T* Gb Canada: Ex 60079-30-1 IIC T* Gb</p>

GROUND-FAULT PROTECTION

To minimize the danger of fire from sustained electrical arcing if the heating cable is damaged or improperly installed, and to comply with the requirements of Chemelex, agency certifications, and national electrical codes, ground-fault equipment protection must be used on each heating cable branch circuit. Arcing may not be stopped by conventional circuit protection. Many Chemelex Raychem control and monitoring systems meet the ground-fault protection requirement.

North America

Tel +1 800 545 6258
 info@chemelex.com



Raychem Tracer Pyrotenax Nuheat