

SENZ WIFI Google Assistant Setup

Raychem

SETUP AND SYSTEM REQUIREMENTS

Before proceeding, ensure you have the following:

- The SENZ WIFI app downloaded and installed on your smartphone (download the SENZ WIFI app from App Store or Google Play)
- An account setup in the SENZ WIFI app with your own username and password
- At least one linked SENZ WIFI thermostat installed

- Confirmed that you can control the SENZ WIFI thermostat(s) via the SENZ WIFI app
- Downloaded the **Google Home app** on your smartphone

Once you have completed the above setup requirements, follow the steps below to enable the **Google Assistant setup** for the SENZ WIFI thermostat:

(NOTE - screenshots of the app may differ depending on the smartphone being used)

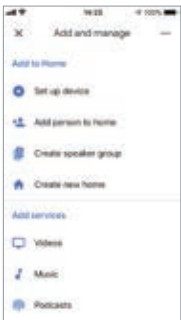
HOW TO ENABLE THE GOOGLE ASSISTANT SETUP FOR THE SENZ WIFI THERMOSTAT

1 Open the **Google Home app** on your smartphone

2 Click the "+" sign to add



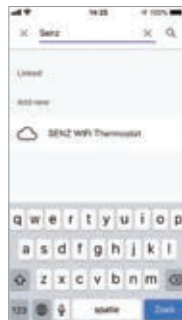
3 Click on 'Set up device'



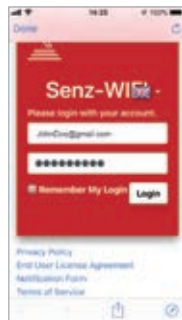
4 Under 'Works with Google' section, click on 'Have something already set up?'




5 Scroll/Search for 'SENZ WIFI Thermostat' and click on it



6 Sign into your account using your **username and password for the SENZ WIFI app**

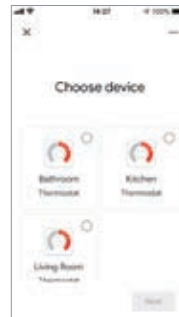


7 When you see the permission request to link your Google account, click 'Yes, Allow'

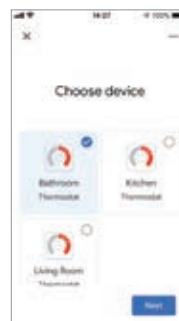


8 Click 'Done' on the top left and close the app page

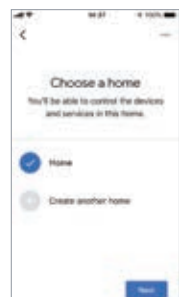
9 You should now see the **SENZ WIFI thermostat(s)** that are available to be linked to Google Home



10 **Select one thermostat** (if multiple) and click 'Next' on the bottom right



11 **Choose a location/home** for that SENZ WIFI thermostat and click 'Next' on the bottom right



12 **Choose a room** for that SENZ WIFI thermostat and click 'Next' on the bottom right



13 **Assign location and rooms for all SENZ WIFI thermostats** (if there are multiple) in your account

14 You can now see your **SENZ WIFI thermostats in the Google Home app**



15 Try some **voice commands** in the table below using the **thermostat name** that you assigned to the SENZ WIFI **or room** with your Google Assistant compatible smart speakers

EXAMPLES OF VOICE COMMANDS

Desired Action	What Happens	Can be Applied to	Voice Command	Example Text
Set a specific temperature	Change the 'Set to' to the desired temperature. Note: In Weekly Schedule (Program 1,2 or 3) after 2 hours the Schedule will resume. In Constant mode this action is permanent.	Individual thermostat or Group	"Hey Google, set [thermostat/group name] to [temperature] ."	"Hey Google, set Bathroom to 22 degrees."
Put thermostat to constant mode	Puts the thermostat in constant mode.	Individual thermostat or Group	"Hey Google, set [thermostat/group name] to HEAT."	"Hey Google, set Kitchen to HEAT."
Put thermostat to Weekly Schedule	Puts the thermostat in the last used Weekly Schedule (aka program mode = Program 1, Program 2 or Program 3).	Individual thermostat or Group	"Hey Google, set [thermostat/group name] to AUTOMATIC."	"Hey Google, set Living Room to AUTOMATIC."
Turn thermostat OFF (aka Away Mode)	Puts the thermostat to Constant Mode and changes the 'Set to' temperature to 5°C. This effectively turns your floor heating system off.	Individual thermostat or Group	"Hey Google, turn [thermostat/group name] OFF."	"Hey Google, turn Bathroom OFF."
Find out current temperature	No changes are made. Current temperature is announced.	Individual thermostat or Group	"Hey Google, what is [thermostat/group name] temperature?"	"Hey Google, what is Kitchen temperature?"
Make the temperature slightly warmer	Raise the 'Set to' by 1,5°C. Note: In Weekly Schedule (Program 1,2 or 3) after 2 hours the Schedule will resume. In Constant mode this action is permanent.	Individual thermostat or Group	"Hey Google, increase temperature of [thermostat/group name] ."	"Hey Google, increase temperature of Living Room ."
Make the temperature slightly cooler	Lower the 'Set to' by 1,5°C. Note: In Weekly Schedule (Program 1,2 or 3) after 2 hours the Schedule will resume. In Constant mode this action is permanent.	Individual thermostat or Group	"Hey Google, decrease temperature of [thermostat/group name] ."	"Hey Google, decrease temperature of Bathroom ."

UK/Ireland

Tel 0800 969 013

SalesUK@chemelex.com